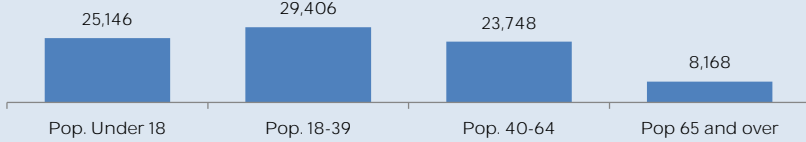


BOYLE HEIGHTS NC

Population

Population	86,469
Pop. Under 18	25,146
Pop. 18-39	29,406
Pop. 40-64	23,748
Pop 65 and over	8,168



Disability

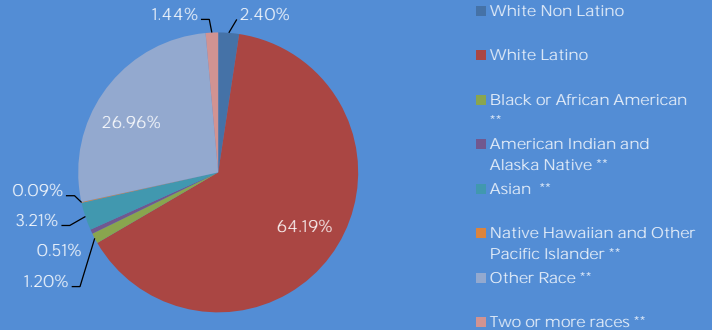
Population with a Disability: 9,487
11.0% of Total pop.

Housing - Renters / Owners

Owners Occupied 24.3%
Renters Occupied 75.7%

Race

White Non Latino	2,073	2.40%
White Latino	55,506	64.19%
Black or African American **	1,036	1.20%
American Indian and Alaska Native **	437	0.51%
Asian **	2,779	3.21%
Native Hawaiian and Other Pacific Islander **	81	0.09%
Other Race **	23,312	26.96%
Two or more races **	1,241	1.44%



Language spoken

Pop. Speaking English Only	7,620	9.6%
Pop. Speaking Spanish	69,718	87.5%
Pop. Speaking Asian and Pacific Island Languages	2,055	2.6%
Pop. speaking Other Languages	38	0.0%

First Language spoken is spanish by 87.5% of the population

Past Neighborhood Council Election Outreach

Candidates	2014	33
	2016	25
Voters	2014	264
	2016	384

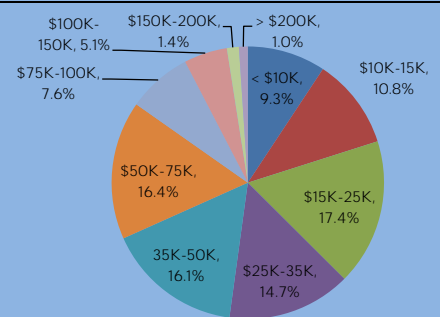
English Proficiency

Population over 5 Years old	
Speak english only or "very well"	58.0%
Speak english less than "very well"	42.0%

Household Income

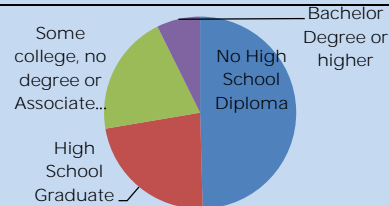
less than \$10,000	9.3%
between \$10,000 and \$14,999	10.8%
between \$15,000 and \$24,999	17.4%
between \$25,000 and \$34,999	14.7%
between \$35,000 and \$49,999	16.1%
between \$50,000 and \$74,999	16.4%
between \$75,000 and \$99,999	7.6%
between \$100,000 and \$149,999	5.1%
between \$150,000 and \$199,999	1.4%
\$200,000 or more	1.0%

Mean Household Income: \$ 44,114



Education

No High School Diploma	30,300	49.4%
High School Graduate	13,910	22.7%
Some college, no degree or Associate Graduate	12,432	20.3%
Bachelor Degree or higher	4,477	7.3%



"The data collected was from the 2016 American Community Survey using Census Tracts. Since not all Census tracts fit neatly into Neighborhood Council boundaries, they were weighted to account for the percentage of the tract that resided within the Neighborhood Council boundaries. If you have questions about the data or see something you may think maybe an error, please contact us so that we can look into it."

** Latino and Non-Latino

Source: ACS 2016 - 5 year estimates